



SIZE CHART

Please use the following size chart to determine the best size for you. For more guidance on how to measure your body, please reference our “How to Measure Guide” below.

BOYS' TODDLER 2T - 4T

SIZE	*CHEST	*WAIST	*HIP	*HEIGHT	*BODY INSEAM
2T	20.5	21	21.5	33.5 - 35	14
3T	21	21.5	22.5	35 - 38	15.5
4T	22	22	23.5	38 - 41	17

*Measured in inches.

Boys' Toddler How to Measure Guide

Please use a tape measure to determine the following points of measurement on your body. Please use a mirror to assure your tape measure is parallel with the floor.

1. CHEST:

Measure at the widest part/the apex of your chest going around the full circumference in a straight line.

2. WAIST:

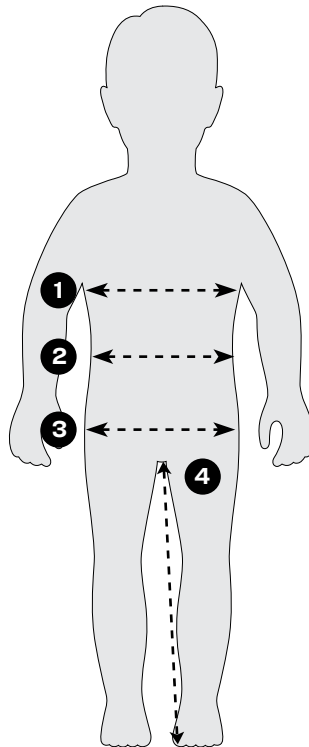
Measure at the narrowest point of the body at your natural waistline. If you are having trouble finding your natural waistline, it is the place on your torso that creases when you lean to the side.

3. HIP:

Measure at the fullest point on the hips/bottom.

4. INSEAM:

Measure the inside of your leg from the crotch to the floor.



FIT DEFINITIONS

Please note: Fit definitions only describe the fit of the garment. They will not affect what size you are. Please use the size chart to determine what size is best for you. These fit descriptions will give you a little more insight on how you can expect your garment to fit.

RELAXED FIT

Oversized

Relaxed fit is the most generous fit with maximum roominess and ample breathing space. This style is looser than classic fit and offers a baggier appearance with plenty of leg room and arm space. Includes Relaxed-Oversized fit, which is exaggerated and spacious.

CLASSIC FIT

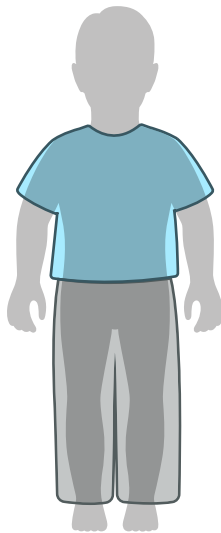
Regular, Traditional

Classic fit is an easy fit for a comfortable range of motion. It can have slight body shaping or a straight fit. It is more relaxed than Performance fit.

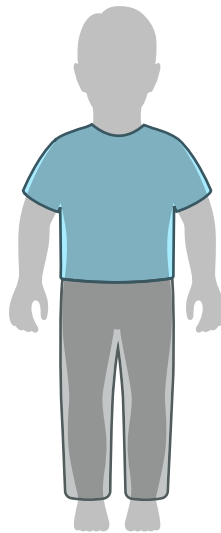
PERFORMANCE FIT

Semi-Fitted, Fitted, Compression

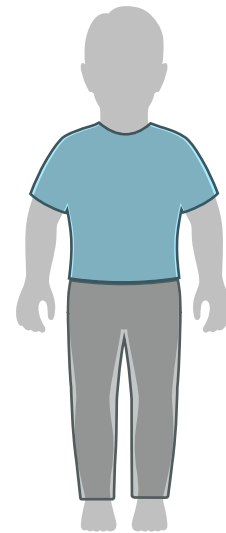
Performance fit is designed to fit closely to the body. It has a narrower cut in the shoulders, chest, and waist with little to no excess fabric. Includes Performance Compression, which is a tight, body-hugging fit with full range of motion.



RELAXED FIT



CLASSIC FIT



PERFORMANCE FIT