



## **Operation Guide • iBobber 99lb/45kg Waterproof Digital Scale**


### **Set Up/Operation**

1. Press the  button, screen displays "88.88" and the scale will flash. 3 seconds later it will display the weighing interface.
2. Remove and put back the battery then select between "Lb" and "Oz" while the scale is flashing, 2 seconds later it will enter the weighing interface if the weighing unit has been selected. The scale will weigh to the ounce.
3. Press and hold the  button to turn off the scale. It will turn off automatically after 2 minutes without any operation.

### **Normal Weighing**

1. Hang the fish on the hook. Weight is displayed in lb.

### **Tare Weighting**

1. Weigh container you'll weigh the fish in.
1. Press the  button to tare. Scale will zero out. Add your fish and weigh.

**Weighing Fish:** Place fish in a bucket or bag. Putting hook through gills may damage fish. Many anglers run hook underneath the gill plate (not the gills!). Or, prior to removing the lure, run scale hook through anything it might fit— eye of snap swivel, a split ring, or through a loop knot tied to snap swivel. Tightlines!