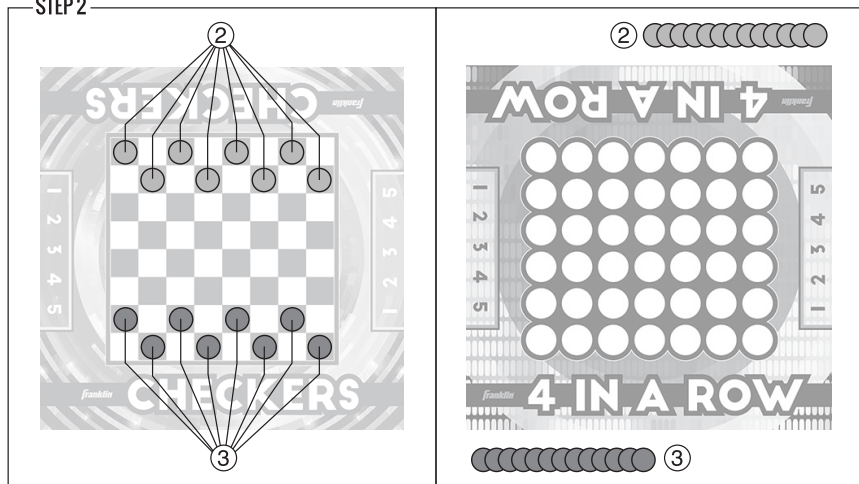
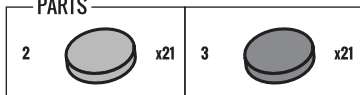


STEP 2



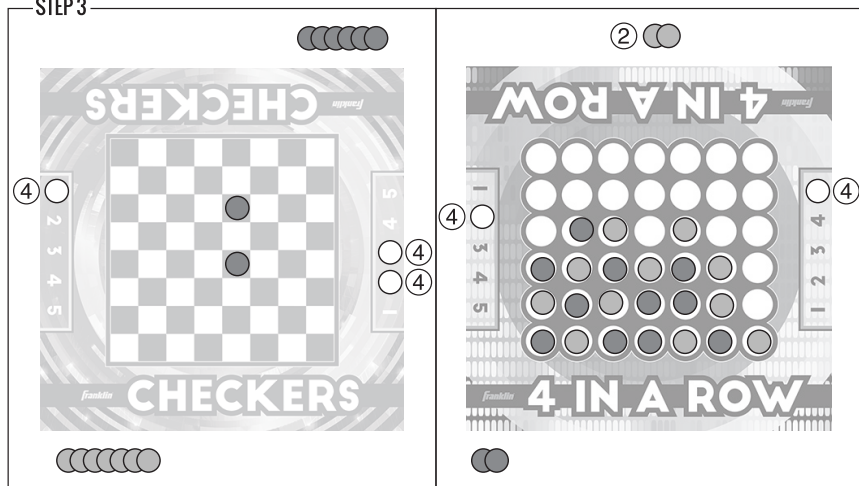
PARTS



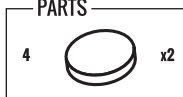
NOTE

Separate the **Yellow Pucks** (#2) and **Blue Pucks** (#3) so like colors are together.

STEP 3



PARTS



NOTE

Record each game won by using the **White Chip** (#4) and placing it on the numbers 1 through 5

**YOU ARE NOW READY TO PLAY!**

Made In China  
Franklin Sports Inc.  
Stoughton, MA 02072



For replacement parts:  
Visit: [www.franklinsports.com/55116](http://www.franklinsports.com/55116)  
Email: [parts@franklinsports.com](mailto:parts@franklinsports.com)  
Call: 1-800-225-8649


**Franklin®**

Ages 6+

# 2 IN 1 PLAY MAT

## WITH CHECKERS AND 4 IN A ROW GAMES

ITEM NUMBER: **55116**



NOTE: PRINT FRONT TO BACK



## CUSTOMER SERVICE COMMITMENT

Thank you for purchasing this Franklin® product! In the event that the product you've purchased has missing or damaged parts, please contact us at:

**parts@franklinsports.com**

or

Visit our website at: **www.franklinsports.com/55116**

If possible, please include product part number and parts description so we can best assist you.





## WE'RE HERE FOR YOU!

**PLEASE DO NOT RETURN THIS PRODUCT TO THE STORE IT WAS PURCHASED FROM.**

**WE ARE COMMITTED TO FULFILLING ALL REPLACEMENT PART NEEDS IMMEDIATELY.**

Thank you for your continued support, and welcome to the #FranklinFamily!

## PARTS LIST


1	2	3	4
			
2 Sided Play Mat	Yellow Pucks	Blue Pucks	Scoring Pucks
55116	55116-R1	55116-R2	55116-R3
QTY x1	QTY x21	QTY x21	QTY x2

## ASSEMBLY INSTRUCTIONS


### GENERAL NOTE

Start by finding a space that is flat and clear of other objects

### STEP 1



### PARTS



### NOTE

Lay out the 2 Sided Play Mat (#1) on the desired game side.