



Dartboard Mounting Instruction

www.escaladesports.com

TO ORDER PARTS

Visit our website before returning to store



817 Maxwell Ave. Evansville, IN 47711 / www.escaladesports.com

CPSIA#2-

-

-

How to Mount Dartboard onto Wall

It is very important to use correct hardware for your particular wall to avoid injury or damage. Therefore, Wall Plug Fisher for mounting the dartboard to your wall is NOT provided. Purchase necessary hardware from your local hardware store. Explain to your hardware dealer the TYPE OF WALL you are mounting your dartboard onto : i.e. drywall board, wood paneled, etc.

Helpful Hints: A "Wall Plug Fisher" can be purchased at your local hardware store.

Important Note : The correct hanging measurements are 5 feet 8 inches from the bull's eye to the floor.

WARNING: Darts are not a toy for use by children. They may cause serious or fatal injury. Keep out of reach of children. Do not use when any person or animal is in the vicinity of the intended flight path of the dart or target area.



Please contact us before returning the product to the store !

CONTACT INFORMATION:

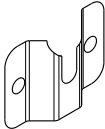




Hours: Mon.- Fri., 9:00 am to 5:00 pm EST

Replacement Parts: order online at: www.escaladesports.com

Technical Support: customerservice@escaladesports.com

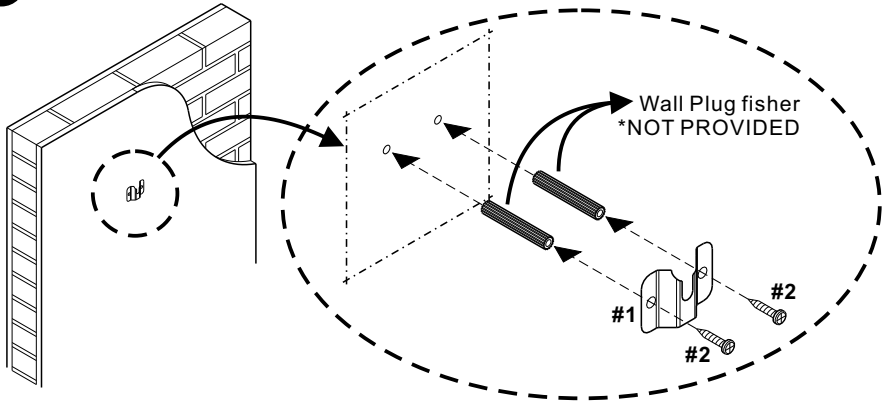
Phone: 1-866-556-2754

PARTS IDENTIFIER

#1  Mounting Plate 1 pc	#2 (to scale)  15 mm Screw 2 pcs	#3 (to scale)  1" Screw 1 pc
#4  Bumper 3 pcs	#5 (to scale)  5/8" Nail 3 pcs	

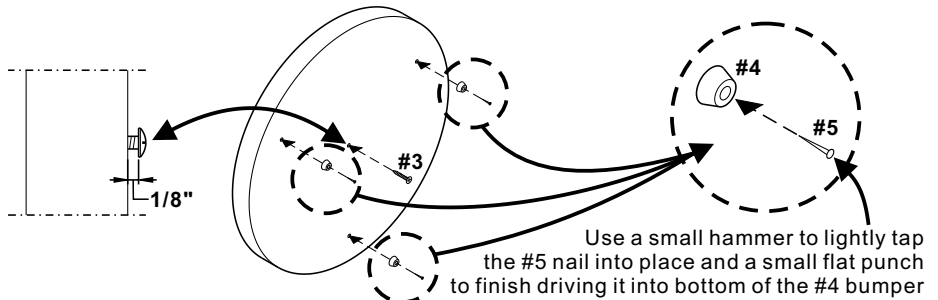
ASSEMBLY MANUAL

Step.1 Attaching #1 Mounting Plate onto Wall.

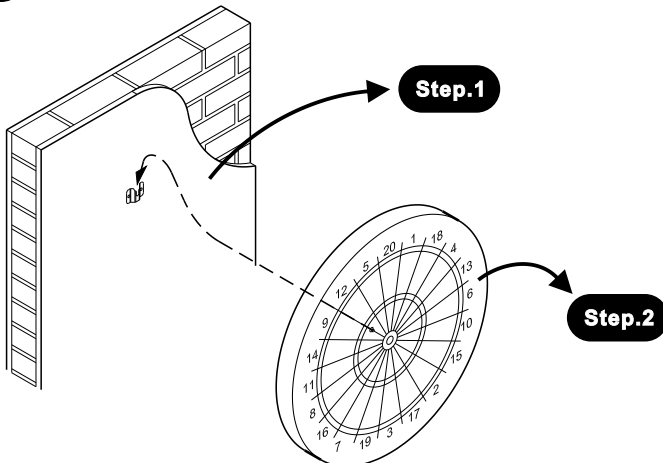


Step.2 Attaching #3 Hanging Screw and #4 Bumpers to Back of Dartboard.

Important Note : The locations for installing the #3 Hanging Screw and #4 Bumpers are Specifically marked on the backside of the Dart Board.



Step.3 Installing Dartboard onto Wall.



LIMITED WARRANTY

Escalade®Sports (the Company) warrants the Product to be free from defects in workmanship and materials under normal use and conditions **FOR A PERIOD OF 90 DAYS FROM THE DATE OF ORIGINAL PURCHASE** in the United States and Canada.

Product Registration Card

The Product Registration Card must be filled out completely and mailed to the Company at the address printed on the card within 10 days from the date of your purchase of the Product.

What Is Covered

Except as provided below, this Limited Warranty covers all defects in materials and workmanship. This Limited Warranty is void if the Product is:

- Damaged through improper usage, negligence, misuse, abuse, transportation damage, acts of nature, or accident (including failure to follow the instructions supplied with the Product)
- Used in commercial applications or rentals
- Modified or repaired by anyone not authorized by the Company

What Is Not Covered

This Limited Warranty does not cover:

- Any expendable items such as batteries, light bulbs, fuses, accessories, cosmetic parts, tools and other items that wear out.
- Due to normal usage. Any costs you may incur for delivery, installation, assembly or transport of your product.

What The Company Will Pay For

If during the Limited Warranty period, any part or component of the Product is found by the Company to be defective, the Company will, at its option, repair the Product, replace the Product with a new Product (either the same or an equivalent model) or cause the original retailer of the Product to exchange the Product with a new Product (either the same or an equivalent model) or refund the original purchase price of the Product, without charge for labor or parts. The Company's obligation to repair, replace or exchange the Product, however, shall be limited to the amount of the original purchase price of the Product.

How To Obtain Warranty Service

In order to enforce your rights under this Limited Warranty, you must follow these procedures:

- You must have completed and mailed the Product Registration Card to the Company within 10 days of purchase of the Product.
- You must include THE ORIGINAL COPY OF YOUR SALES RECEIPT.
- You must call the Company's Consumer Service Department at 1-866-556-2754 from 9:00 A.M. to 5:00 P.M. (EST) to notify the Company of the nature of the problem.
- If you are instructed to return the Product to the Company for servicing, you are responsible for shipping the Product, at your expense, to the address designated by the Company in packaging that will protect against further damage.
- You must also include your name, address, daytime telephone number, model number of the Product and a description of the problem.

THIS LIMITED WARRANTY IS AVAILABLE ONLY TO THE ORIGINAL PURCHASER OF THE PRODUCT AND IS VALID IN THE UNITED STATES AND CANADA ONLY.

THE COMPANY'S LIABILITY IS LIMITED TO THE REPAIR OR REPLACEMENT, AT ITS OPTION, OF ANY DEFECTIVE PRODUCT AND SHALL NOT INCLUDE ANY LIABILITY FOR INDIRECT, INCIDENTAL OR CONSEQUENTIAL DAMAGES OF ANY KIND.

THIS WARRANTY IS EXPRESSLY MADE IN LIEU OF ALL OTHER WARRANTIES, EXPRESSED OR IMPLIED.

SOME STATES DO NOT ALLOW LIMITATIONS ON HOW LONG AN IMPLIED WARRANTY LASTS OR DO NOT ALLOW FOR EXCLUSION OF INCIDENTAL OR CONSEQUENTIAL DAMAGES. TO THAT EXTENT, THE ABOVE LIMITATIONS MAY NOT APPLY TO YOU.

This Limited Warranty gives you specific legal rights, but you may also have other rights that vary from state to state.

If you have questions regarding this Limited Warranty or the operation of the Product, you may call or write us:

**Consumer Service Department
817 Maxwell Ave.
Evansville, IN 47711
1-866-556-2754
www.escaladesports.com**