



PATRIOTIC LED 2'X4' CORNHOLE

INSTRUCTION MANUAL



PLEASE KEEP THIS INSTRUCTION MANUAL FOR FUTURE REFERENCE

If you have any concerns with your product please visit our website www.escaladesports.com for fastest service. Please have a copy of your receipt of purchase. For any technical support or warranty issues please contact Escalade Sports at 1-800-467-1421 or e-mail us at customerservice@escaladesports.com

Limited 90-Day Escalade Sports Warranty

All Escalade Sports games have a limited 90-day from date of purchase warranty. This warrants the retail purchaser for any Escalade Sports game purchased to be free from any defect in materials and construction for 90 days from the date of purchase. The only exceptions to the warranty include main frames, tabletops, playing surfaces, batteries or tools. Damaged main frames, tabletops, playing surfaces need to be returned to the store as we are unable to replace these parts. Normal play wear and usage is not covered under the warranty, nor is wear or damage due to improper use of the Escalade Sports game. This will void any and all Escalade Sports warranties.

A PURCHASE RECEIPT (or other proof of purchase date) will be required before any warranty service is initiated. All requests for warranty service can be submitted by email, in writing or by contacting our Customer Service Department at: 1-800-467-1421 or email us at customerservice@escaladesports.com

IMPORTANT NOTICE! Please contact us before returning the product to the store.

Warnings



Not for use by children without adult supervision. This is not a child's toy. Adult supervision is required for children playing this game. Please read instructions carefully.

Be sure to check out all the exciting games Escalade Sports has to offer. Visit our web site at:

ESCALADE
SPORTS

ESCALADESPORTS.COM



Bag Toss



Net Games



Lawn Games

Escalade Sports

Physical Location:

817 Maxwell Ave.
Evansville, IN 47711

Mailing Address: (Correspondence Only)

PO Box 889
Evansville, IN 47706

Parts List

1

Board



Qty. 2

2

Bean Bag - Red



Qty. 4

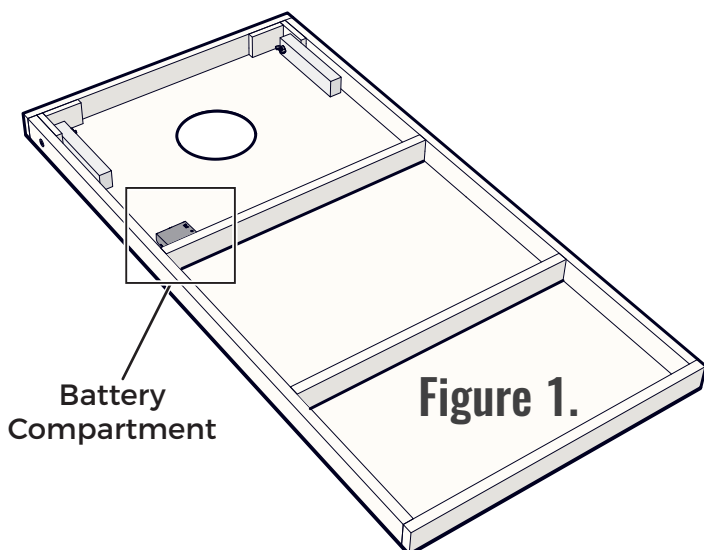
3

Bean Bag - Blue



Qty. 4

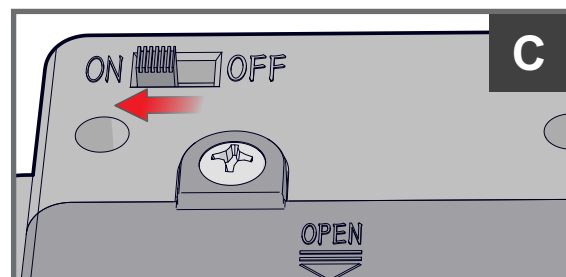
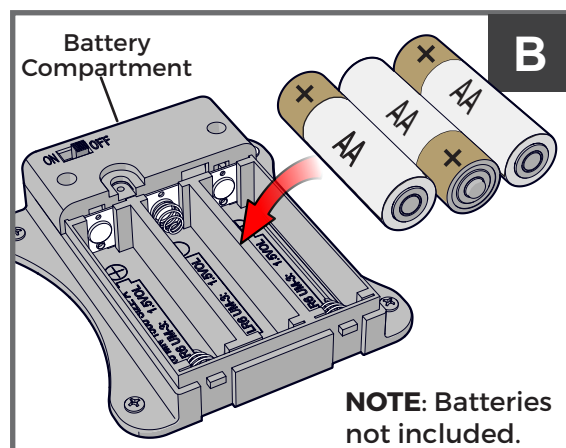
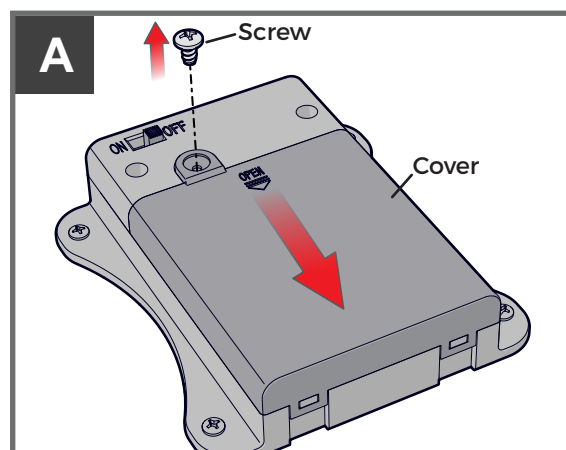
Battery Installation



1. Place each Cornhole board upside down on a soft surface such as grass. See **Figure 1**.
2. To play at night remove the phillips screw and slide the cover off. Then insert three **AA** batteries into the battery compartment. See **Detail A & Detail B**.
3. Slide the cover back on and secure it with the screw. Then slide the switch to the **ON** position. See **Detail C**.

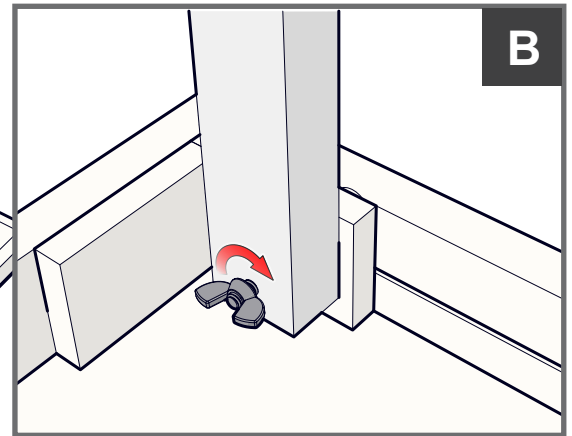
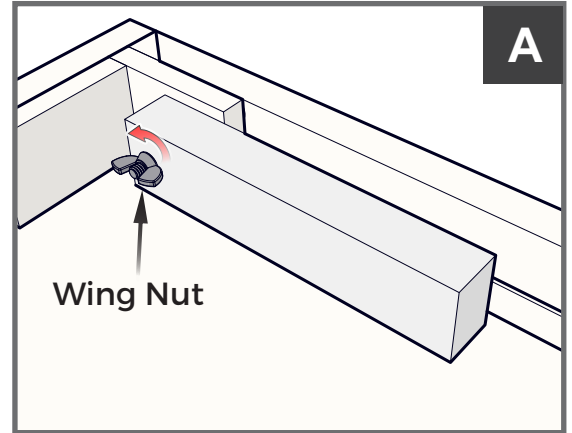
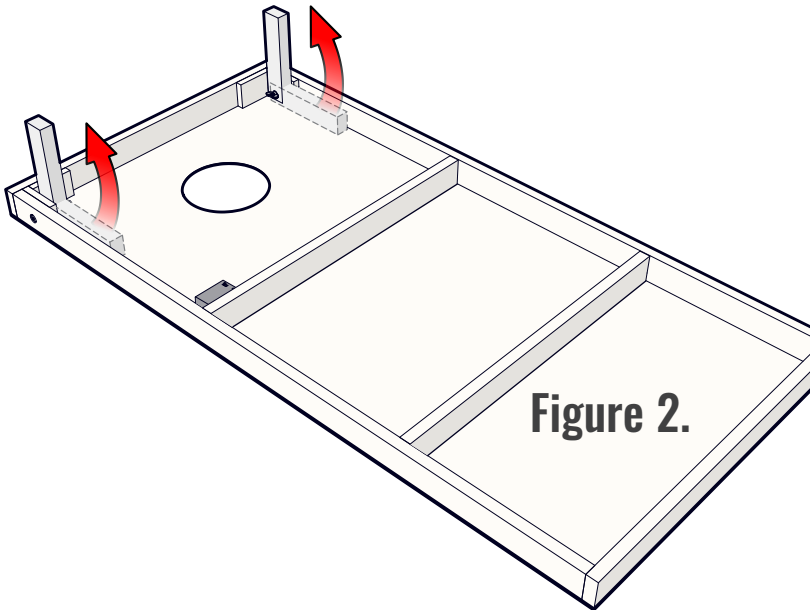
NOTE: Install batteries, with polarity (+/-) as shown inside the battery compartment.

NOTE: To preserve battery life always turn switch **OFF** when not in use.

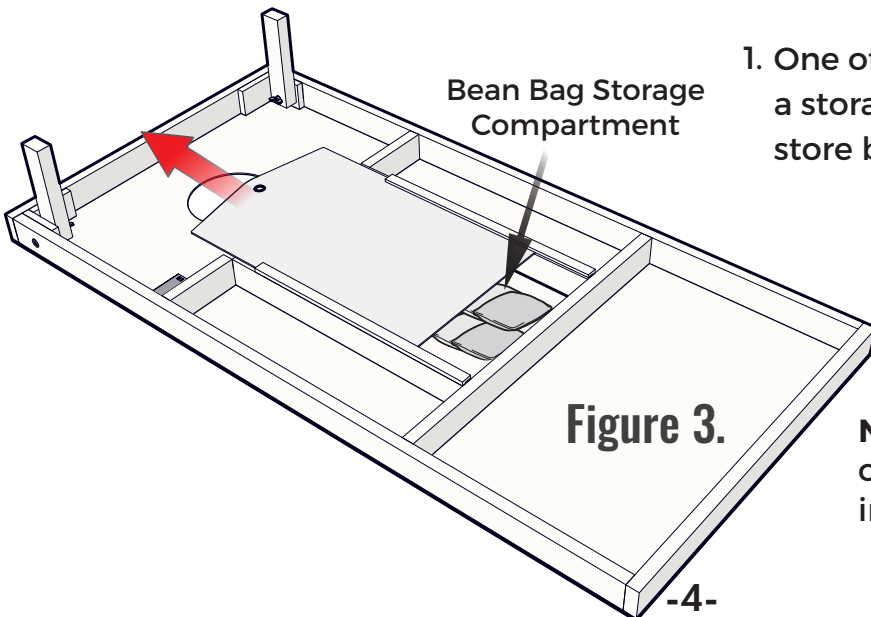


Assembly Instructions

1. Place each Cornhole board upside down on a soft surface such as grass. See **Figure 2**.
2. Unfold legs, if needed loosen the wing nut as shown in **Detail A**. Once the Legs are unfolded tighten the wing nut to secure in place. See **Detail B**.
3. Flip the boards over and you are ready to play!



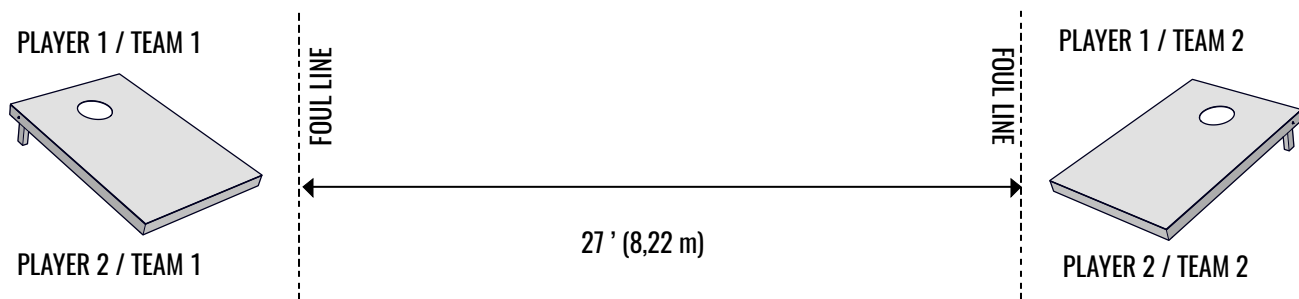
Storage Compartment



1. One of the Cornhole boards will have a storage compartment underneath, store bean bags after use.

NOTE: Game can be played outdoors but must be stored indoors in a dry place.

Playing Instructions



GAME SETUP:

1. Playing Area – Select an open area that provides approximately 27 ft. (approx. 11 paces apart) between the two foul lines (front of the Bean Bag Boards). Allow children to set the distance with their own stride. The width of the court depends on the skill level of the players.
2. Play is between two players or teams. One member from each team will stand next to each board.

RULES OF THE GAME:

- Object of the Game – First Player/Team to reach 21 points wins!
- Game Play - For the first round, decide Player 1 and/or Team 1 by tossing a coin, or some other suitable method. For following rounds, the team scoring the highest points in the previous round is the first to toss in the next round.
- Each round consists of one person (either Player 1 or Player 1/Team 1) tossing bean bags. Play continues alternating Player/Team until each player has tossed their bags.
- Bean bags may be tossed in any way the player chooses, as long as they are tossed individually.
- Players must not step across the foul line (front edge of the Bean Bag Board) during a throw, or that throw does not count.
- Point Values (based on difficulty level) are as follows:
 - A bag thrown through the hole earns 3 points. A bag that lands on the board earns 1 point.
 - Subtract the low score from the high score for each round of play. For example: Team A has 1 bag in the hole and 2 bags on the board, for a score of 5 points. Team B has two bags on the board, for a score of 2 points. Team A (5 points) – Team B (2 points) = Team A (3 points). Team A receives 3 points for that round of play.
- No Score - Bean bags bounce off the ground do not count in scoring.
- To Win – There are alternatives for declaring a winner: 1) the winning team must lead by at least five points; or 2) requiring an exact score to win. If a round's score would put a team over 21, that round's score is not used.
- Hint: You can knock your opponent's Bean Bags off the board.