



INSTRUCTION MANUAL

The Pursuit™

Model CR8101

ATTENTION!!

**WHEN YOU SEE A "⚠ WARNING!" BE SURE TO HEED THE MESSAGE!
THE INFORMATION CONTAINED IN THESE MESSAGES
CAN SAVE YOUR LIFE!!**

PLEASE NOTE THAT ⚠ WARNING! statements have been placed throughout this Instruction Manual. These statements point out important safety information and instructions, which, if not followed could endanger the personal safety and/or property of the operator. It is imperative that the operator of this product, or any other product(s) read and follow all the instructions and warnings contained in this Manual prior to attempting to use this product(s), or any other product(s). Failure to comply with these instructions and/or warnings may result in serious personal injury or death!



This Instruction Manual complies with the Treestand Manufacturers Association's TMS 04 - *Standard Practice for Treestand Instructions* and TMS 02 - *Standard Test Method for Treestand Fall Arrest Systems*

PO Box 382 • Windom, MN 56101

(800) 268-5077 • (507) 831-4350

www.BigGameTreestands.com

February 2016. Published by Mainstream Holdings, Inc., Windom, Minnesota.

© 2016 Mainstream Holdings, Inc. All rights reserved.

**ATTENTION!! WHEN YOU SEE A "⚠ WARNING!" BE SURE TO HEED THE MESSAGE!
THE INFORMATION CONTAINED IN THESE MESSAGES CAN SAVE YOUR LIFE!!**

TRIPOD USAGE INSTRUCTIONS & WARNINGS

CR8101 • THE THE PURSUIT™

MAX. OCCUPANCY - One (1)

CARRYING CAPACITY (USER(S) AND EQUIPMENT) 300 lbs/136 kg

⚠ WARNING! This Big Game® product carries strict weight restrictions. DO NOT use this product if you exceed these total weight limitations. Please note that these weight limitations include the user(s) and their equipment. Failure to follow these instructions may result in serious injury or death!

A "Treestand Safety" DVD has been included. Please view it in its entirety prior to using this product!

Thank you for your purchase of this quality Big Game® Treestands product. To ensure your personal safety, please take a moment to carefully read this Instruction Manual in its entirety before attempting to set-up, install, remove and/or otherwise use this Big Game® Treestands product(s). Failure to follow these instructions may result in serious injury or death!

Shall you have any questions about the installation, removal, and/or use of this product, or any other Big Game® Treestands product(s) do not hesitate to call one of our customer service representatives toll free at (800) 268-5077 or visit us online at www.BigGameTreestands.com. Our customer service representatives will answer any questions you may have about any of the complete line of Big Game® Treestands products.

Do not return this product to the retailer if you have any damaged or missing parts. Call Big Game® Treestands for replacement of any damaged or missing parts toll free at (800) 268-5077. Please have the batch/serial number ready (find your batch number on a riveted metal tag affixed to your product) before calling to better assist you.

PLEASE NOTE THAT WARNING! statements have been placed throughout this Instruction Manual. These statements point out important safety information and instructions, which, if not followed could endanger the personal safety and/or property of the operator(s). It is imperative that the operator(s) of this product, or any other Big Game® product(s) read and follow all the instructions and warnings contained in this Instruction Manual prior to attempting to use this Big Game® product(s), or any other Big Game® product(s). Failure to comply with these instructions and/or warnings may result in serious personal injury or death!

⚠ WARNING! Failure to read and strictly comply with the instructions contained in this Instruction Manual may result in serious injury or death!

⚠ WARNING! FALLS FROM A FREESTANDING PLATFORM TREESTAND CAN OCCUR ANYTIME AFTER LEAVING THE GROUND. THESE FALLS MAY RESULT IN SERIOUS INJURY OR DEATH! FOR YOUR PERSONAL SAFETY, PLEASE TAKE A MOMENT TO CAREFULLY READ THIS PRODUCT(S) INSTRUCTION MANUAL IN ITS ENTIRETY BEFORE ATTEMPTING TO ASSEMBLE, SET-UP, INSTALL, REMOVE, AND/OR OTHERWISE USE THIS BIG GAME® PRODUCT(S). AT LEAST ANNUALLY, REVIEW THE CONTENTS OF THIS INSTRUCTION MANUAL. ADDITIONALLY, KEEP THESE INSTRUCTIONS FOR THE ENTIRE DURATION THAT YOU OWN THIS PRODUCT(S). FAILURE TO FOLLOW THESE INSTRUCTIONS MAY RESULT IN SERIOUS INJURY OR DEATH!

⚠ WARNING! THE SAFE USE AND OPERATION OF THIS PRODUCT(S) IS THE SOLE RESPONSIBILITY OF THE USER. IT IS ALSO THE SOLE RESPONSIBILITY OF THE OWNER TO PROVIDE ANY PERSON(S) WHO BORROW OR PURCHASE THIS PRODUCT(S) WITH THIS INSTRUCTION MANUAL. FAILURE TO FOLLOW THESE INSTRUCTIONS MAY RESULT IN SERIOUS INJURY OR DEATH! ADDITIONALLY, FAILURE TO FOLLOW THIS WARNING MAY SUBJECT YOU TO PERSONAL LIABILITY PENALTIES AS DETERMINED BY THE U.S. JUDICIAL SYSTEM.

⚠ WARNING! Several Big Game® freestanding platform treestands are equipped with a footrest, armrests, backrest, and/or shooting rail. Neither the footrest, armrests, backrest nor the shooting rail have been designed to support the users weight. Under no circumstances should you place any more than fifteen (15) pounds (7 kg) of weight on these structures. Doing so will put the user in serious risk of injury or death. Failure to follow these instructions may result in serious or death!

⚠ WARNING! DO NOT use this or any other Big Game® product(s) if you have a history of heart problems, back problems, impaired vision, joints that lock-up, spinal fusions, equilibrium problems, high blood pressure, are not well-rested and/or any other physical impairment that may limit your ability to use and/or operate this product(s) in the safe manner outlined in this Instruction Manual. Additionally, do not use this or any other Big Game® product(s) if you are currently taking medication (including prescription) and/or using and/or consuming any substance, including alcohol, that may limit your ability to use this Big Game® product(s) as outlined and described in the Instruction Manual. Never use a freestanding platform treestand when feeling ill, nauseous or dizzy. Failure to follow these instructions may result in serious injury or death!

⚠ WARNING! Do not remove, modify and/or omit any portion or otherwise mechanically modify this product(s) or its assemblies in any manner. Modification, misuse and/or part substitution shall immediately void your factory warranty and may result in serious injury or death! If you suspect that a part(s) is missing and/or defective, immediately contact Big Game® at (800) 268-5077 for replacement of missing or defective parts, please have the batch/serial number ready (find your batch number on a riveted metal tag affixed to your product) before calling to better assist you. **ALWAYS USE GENUINE FACTORY AUTHORIZED REPLACEMENT PARTS. USE OF ANY REPLACEMENT PARTS OTHER THAN GENUINE PARTS VOIDS YOUR WARRANTY AND MAY RESULT IN SERIOUS INJURY OR DEATH!**

⚠ WARNING! Prior to each hunt, you must inform someone of your hunting location and the expected duration of your hunt. Failure to follow these instructions may result in serious injury or death!

⚠ WARNING! Prior to each hunt, make sure that you have a signaling device (e.g., mobile phone, radio, whistle, signal flare or Personal Locator Device (PLD)) in your possession and in an operable condition. This device must be within easy access should you experience the need to contact emergency assistance. Failure to follow these instructions may result in serious injury or death!

⚠ WARNING! This product(s) is designed for adult use only. No one under the age of 16 should attempt to use this or any other product(s) without direct adult supervision. Failure to follow these instructions may result in serious injury or death!

⚠ WARNING! Prior to attempting to use this or any other Big Game® product(s) you must take a moment and become familiar with its assembly, setup, installation, use, and removal. You must practice installing, setting up, using and removal of this product(s) at ground-level prior to attempting to use it at heights above ground-level. Once you have become thoroughly knowledgeable and comfortable with this Big Game® product(s) setup, installation, use, and removal at ground-level, you are now ready to use it at heights above ground-level. Failure to follow these instructions may result in serious injury or death!

⚠ WARNING! NEVER hunt out of a freestanding platform treestand at heights at which you are not completely comfortable. Depending on the hunting conditions, choose the minimum hunting height that allows for safe, effective hunting. Failure to follow these instructions may result in serious injury or death!

⚠ WARNING! Strict weight limitations have been set for each product(s) to ensure your personal safety. Note the weight limitations and maximum occupancy for your Big Game® product(s). This weight limit includes the user(s) and equipment. **NEVER EXCEED THESE WEIGHT LIMITATIONS!** Failure to follow these instructions may result in serious injury or death!

⚠ WARNING! DO NOT attempt to use this or any other Big Game® product(s) when ice, snow, and/or freezing rain has deposited or formed on any portion of the stand you intend to climb. Do not attempt to use this or any other Big Game® product(s) when thunderstorms are threatening and/or present within five (5) miles (8 km). Do not attempt to use this or any other product(s) when any other adverse weather condition(s) presents itself. These include, but are not limited to, weather condition(s) which have the potential for producing winds, lightning, rain, snow, sleet and/or any other atmospheric condition which may limit the user's ability to operate this Big Game® product(s) in a safe manner as described in this Instruction Manual. Shall inclement weather conditions arise during your use of this Big Game® product(s), return to the ground immediately and seek proper man-made shelter. Failure to follow these instructions may result in serious injury or death!

ATTENTION!! WHEN YOU SEE A "⚠️ WARNING!" BE SURE TO HEED THE MESSAGE! THE INFORMATION CONTAINED IN THESE MESSAGES CAN SAVE YOUR LIFE!!

⚠️ WARNING! Never attempt to climb up or climb down with a weapon and/or gear in your possession. **ALWAYS** unload your weapon and pull it up to hunting height using a tether or pull up rope. **ALWAYS** lower your unloaded weapon down to the ground prior (when raising or lowering firearms, the chamber must be open and the barrel pointing downward toward the ground) to attempting to climb down. Use this same method when raising or lowering all other gear. Failure to follow these instructions may result in serious injury or death!

⚠️ WARNING! Thoroughly inspect this product or any other Big Game® product(s) (and its components) prior to each use for signs of wear, rot, corrosion, cracks, deterioration and/or any other type of defect(s). **DO NOT** expose your freestanding platform treestand to extended exposure to direct sunlight, excessive heat or freezing temperature. Do not use your freestanding platform treestand or any other product(s) if they show evidence of wear, rot, corrosion, cracks, deterioration and/or any other type of defect(s). Failure to follow these instructions may result in serious injury or death!

⚠️ WARNING! Never jump or bounce on a freestanding platform treestand seat. Failure to follow these instructions may result in serious injury or death!

⚠️ WARNING! Always wear the appropriate foot wear when using a freestanding platform treestand. A good non-slip safety boot is important to your personal safety. Be especially careful that boot laces do not get hooked on the freestanding platform treestand or any of its components (tuck shoelaces into boot before climbing). Failure to follow these instructions may result in serious injury or death!

⚠️ WARNING! DO NOT modify, fix/repair, alter, bend, cut, weld, or heat the freestanding platform treestand in any way. Additionally, do not attach anything to your freestanding platform treestand without explicit authorized and written instructions from the manufacturer. Failure to follow these instructions will void your warranty and may result in serious injury or death!

⚠️ WARNING! Replace any damaged or worn parts with original parts. Never store a freestanding platform treestand or any of its components outdoors when not in use. To purchase genuine factory parts contact Big Game® toll free at (800) 268-5077 or www.BigGameTreestands.com, please have the batch/serial number ready (find your batch number on a riveted metal tag affixed to your product) before calling to better assist you. Failure to follow these instructions may result in serious injury or death!

⚠️ WARNING! DO NOT erect this Big Game® product(s) around power generation (transformers, generators, substations, etc.) and/or power transmission equipment (power lines). Failure to follow these instructions may result in serious injury or death!

⚠️ WARNING! Do not attempt to make adjustments to this product(s) while in the stand. All adjustments must be made with the entire stand on the ground. Failure to follow these instructions may result in serious injury or death!

⚠️ WARNING! Check the ground under your freestanding platform treestand to make sure it is firm and level. Sloping ground or uneven surfaces can cause your stand to tilt or shift as you climb. Do not use this stand when high winds are present or forecast. Failure to follow these instructions may result in serious injury or death!

⚠️ WARNING! Never attempt to hunt from an unlevel platform. Additionally, never attempt to level your freestanding platform treestand at heights above the ground. If you find that your platform is unlevel, canted, angled awkwardly upward or downward, or in any configuration other than level, readjust your freestanding platform treestand as necessary to alleviate this awkward angle. Failure to follow these instructions may result in serious injury or death!

⚠️ WARNING! BEFORE each use, make sure all nuts and bolts are secure. **CHECK** all hardware and webbing prior to every use to make sure that no damage has occurred to hardware and that webbing is not cut or frayed. Keep webbing from coming into contact with any sharp objects. **DO NOT USE THIS PRODUCT(S) IF ANY DAMAGE IS SUSPECTED.** Failure to follow these instructions may result in serious injury or death!

⚠️ WARNING! Prior to climbing, make sure all legs, ladder or supporting sections are firmly connected and locked. Make certain that none of the sections have come loose or separated. If they are, **DO NOT USE THIS PRODUCT(S).** With the help of two (2) other adults (three (3) total) lower the stand back down to the ground and reconnect the sections as appropriate. Failure to follow these instructions may result in serious injury or death!

⚠️ WARNING! ALWAYS maintain three-point contact when climbing up or down. Proper three-point contact means having either two feet with one hand or one foot with two hands on the step portion of the climbing aids at all times when climbing up or down. Failure to follow these instructions may result in serious injury or death!

⚠️ WARNING! ALWAYS lean forward as you climb the freestanding platform treestand. Failure to follow these instructions may result in serious injury or death!

Shall you have any questions about the assembly, installation or use of this product, or any other product, please do not hesitate to call one of our customer service representatives at (800) 268-5077 and they will answer all questions you may have about any of the complete line of products, or visit www.BigGameTreestands.com. Please have the batch/serial number ready (find your batch number on a riveted metal tag affixed to your product) before calling to better assist you.

READ THIS MANUAL IN ITS ENTIRETY PRIOR TO USING THIS PRODUCT.

ATTENTION!! WHEN YOU SEE A "⚠ WARNING!" BE SURE TO HEED THE MESSAGE! THE INFORMATION CONTAINED IN THESE MESSAGES CAN SAVE YOUR LIFE!!

CR8101 THE PURSUIT™

⚠ WARNING! Read all assembly, field assembly and safety instructions prior to using this product! Failure to follow the instructions on pages 2-9 may result in serious injury or death!

⚠ WARNING! DO NOT over tighten the hardware. Over tightening can lead to structural damage and may negatively affect the performance of your stand. Failure to follow these instructions may result in serious injury or death!

Refer to pages 8-9, **Field Installation**, for installation instructions.

NOTE: STEPS 1-9 require you to temporarily finger tighten nuts to ensure proper alignment. Do not tighten until instructed to do so.

STEP 1. First, attach a **leg connector** to the **bottom leg section** and a **top leg section** using (4) 5/16" x 2" hex bolts [A] and (4) 5/16" nylock nuts. Repeat on remaining **bottom** and **top leg sections** (Fig. 1).

STEP 2. Next, attach the **standard steps** to one leg using (12) 5/16" x 2" hex bolts [A] and (12) 5/16" nylock nuts (Fig. 1A). **NOTE:** All three leg sections are the same.

STEP 3. Continuing the assembly, attach the step bearing leg to the **seat support** and **leg hub** using (3) 5/16" x 2" hex bolts [A] and (3) 5/16" nylock nuts. Then, attach the remaining **leg sections** to the **leg hub** using (2) 5/16" x 2" hex bolts [A] and (2) 5/16" nylock nuts (Fig. 2).

SECURELY TIGHTEN EVERY NUT AND BOLT AT THIS TIME USING TWO ADJUSTABLE WRENCHES (NOT INCLUDED).

⚠ WARNING! DO NOT over tighten the hardware. Over tightening can lead to structural damage and may negatively affect the performance of your stand. Failure to follow these instructions may result in serious injury or death!

STEP 4. Assemble the **cross supports** by connecting the **non-bracketed cross supports** to the **bracketed cross supports** using (3) 1/4" x 1 1/4" hex bolts [B] and (3) 1/4" nylock nuts (Fig. 3).

STEP 5. Next, attach the **cross supports** to the **leg sections** using (6) 1/4" x 1 1/4" hex bolts [B] and (6) 1/4" nylock nuts. **NOTE:** The **cross supports** shall be assembled so as they can be collapsed upward (Fig. 3A and Fig. 3B)

STEP 6. Attach the **backrest** to the **seat assembly** using (2) 1/4" x 1 1/4" hex bolts [B] and (2) 1/4" nylock nuts (Fig. 4).

STEP 7. Then, connect the **left/right shooting rail piece** together using (1) 1/4" x 1 1/4" hex bolt [B] and (1) 1/4" nylock nut. Insert the ends of the **shooting rail** into the **seat assembly** and secure using (2) 1/4" x 1 1/4" hex bolts [B] and (2) 1/4" nylock nuts (Fig. 4).

STEP 8. Attach the **armrests** to the **backrest** using (2) 1/4" x 1 1/4" hex bolts [B] and (2) 1/4" nylock nuts. Then connect the **armrests** to the **shooting rail** using (2) 1/4" x 2" hex bolts [D] and (2) 1/4" nylock nuts to secure (Fig. 4).

STEP 9. Finally, attach the **seat assembly** to the **seat support** using (1) 1/2" x 10 5/8" hex bolt [C], (1) 4" nylon washer and (1) 1/2" nylock nut (Fig. 4).

SECURELY TIGHTEN EVERY NUT AND BOLT AT THIS TIME USING TWO ADJUSTABLE WRENCHES (NOT INCLUDED).

⚠ WARNING! DO NOT over tighten the hardware. Over tightening can lead to structural damage and may negatively affect the performance of your stand. Failure to follow these instructions may result in serious injury or death!

STEP 10. Complete the assembly by attaching the **seat cushion**, **shooting rail cover**, **armrest covers** and **backrest cushion**. To attach the **seat cushion**, drape the **seat cushion** over the left and right side of the **seat assembly** so that the tabs are on the underside. Tie one end of the **bungee cord** in a knot around the first tab on one side and then zig-zag the **bungee cord** through the remaining tabs. Once pulled tightly through each tab, tie the other end in a knot around the last tab. When assembled correctly, the seat fabric and bungee shall be very tight (Fig. 5).

Your tripod is now ready for use. Refer to pages 8-9, **Field Installation**, for installation instructions.

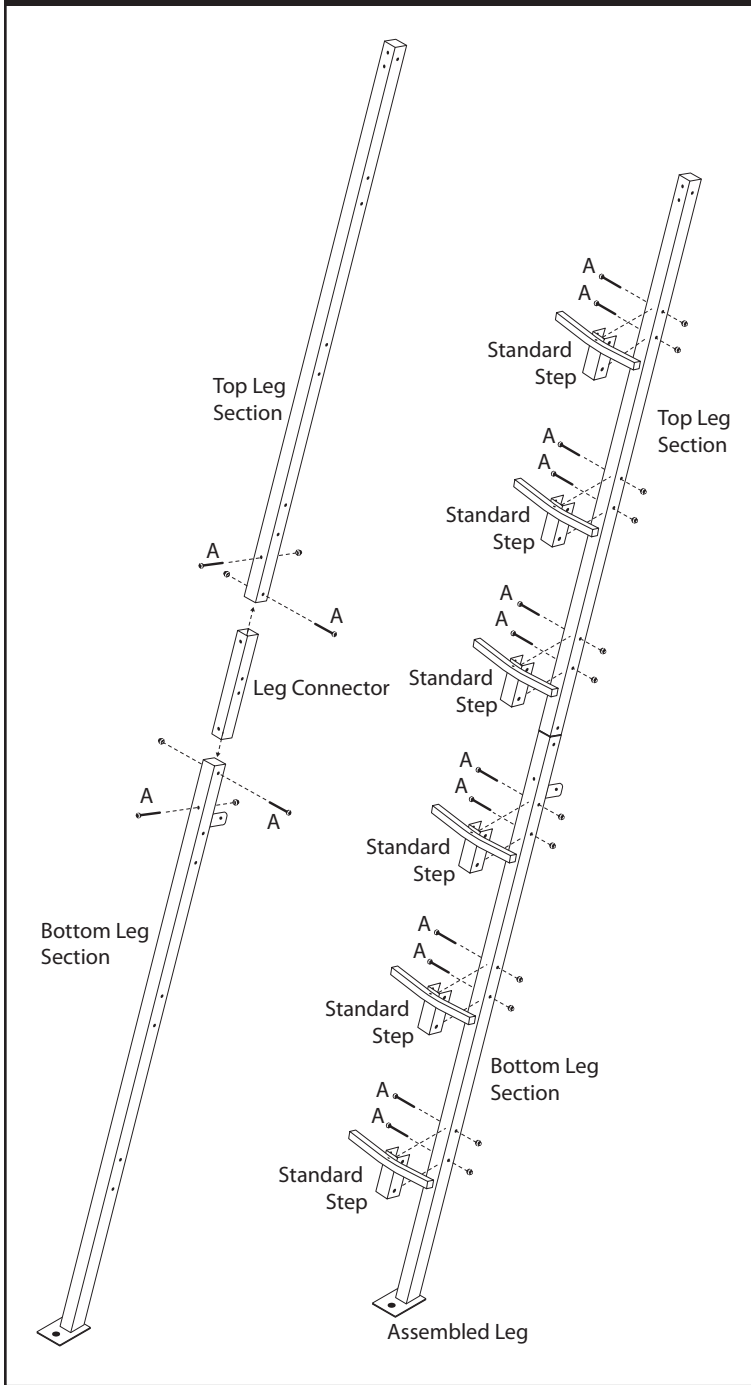
Check to make sure you have all the required parts and hardware. If parts are missing the product cannot be assembled as designed. Only genuine authorized Big Game® Treestands replacement parts must be used. Shall you require parts or service, or if you just have a question about this, or any other product(s), simply give one of our customer service representatives a call toll-free at (800) 268-5077 or visit www.BigGameTreestands.com

CR8101 SPECS	Max. Weight Capacity (User and Equipment)	Maximum Occupancy	Tools Required for Assembly
	300 lbs/136 kg	ONE (1)	Adjustable Wrench - Qty 2 (Not included)

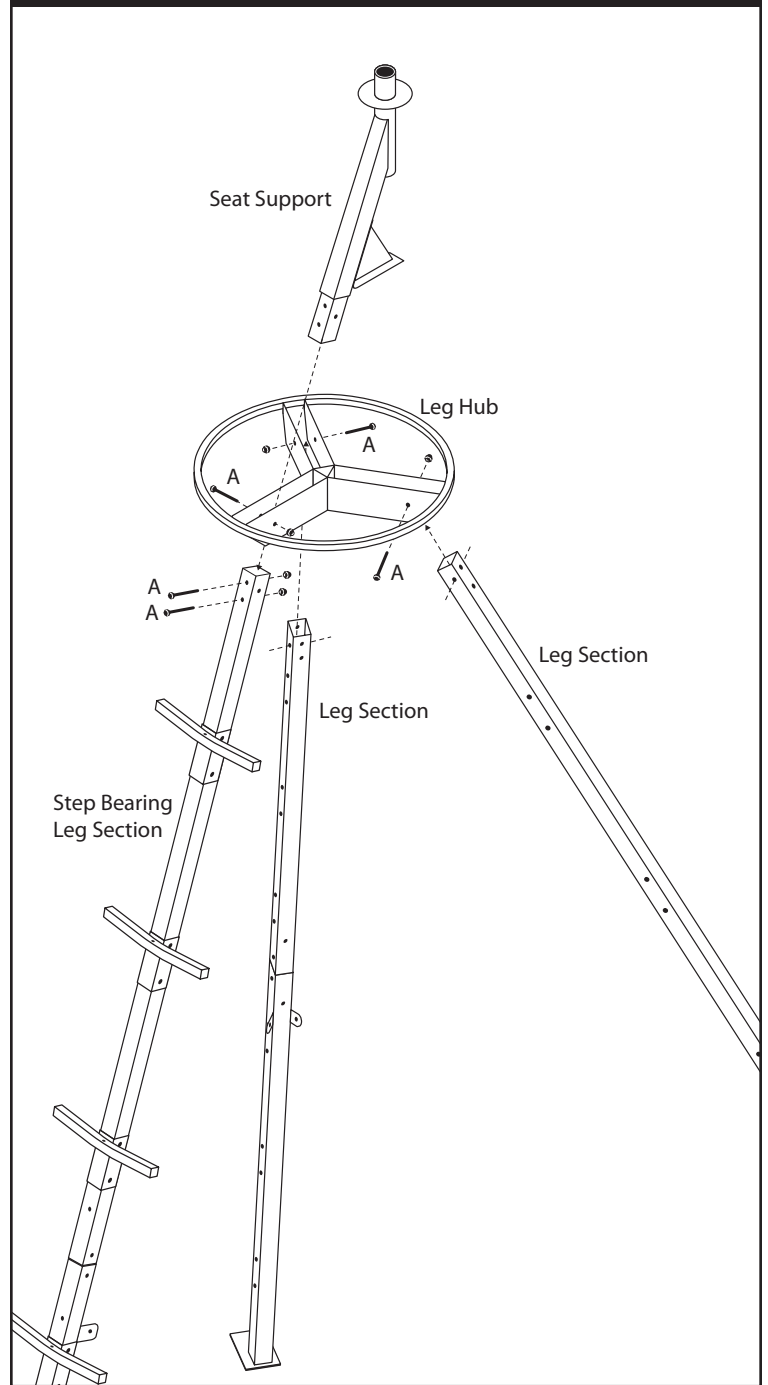
Parts List (CR8101)					
Part #	Description	Qty	Part #	Description	Qty
UP10-0038	Top Leg Section	3	UP10-0050	Seat Cushion	1
UP10-0039	Bottom Leg Section	3	UP10-0051	Backrest Cushion	1
UP10-0040	Leg Connector	3	UP10-0101	Shooting Rail/Armrest Cover	3
UP10-0041	Seat Support	1		Instruction Manual	1
UP10-0042	Seat Assembly	1		HARDWARE PACK	
UP12-0031	Backrest	1	UP77-0041	[A] 5/16" x 2" Hex Bolt	29
UP12-0032	Armrest	2	UP77-0018	[B] 1/4" x 1 1/4" Hex Bolt	16
UP10-0044	Leg Hub	1	UP77-0060	[C] 1/2" x 10 5/8" Hex Bolt	1
UP10-0045	Standard Step	6	UP77-0023	[D] 1/4" x 2" Hex Bolt	2
UP12-0033	Left Shooting Rail Piece	1	UP77-0064	4" Nylon Washer	1
UP12-0034	Right Shooting Rail Piece	1	UP77-0001	1/4" Nylock Nut	18
UP10-0048	Non Bracketed Cross Support	3	UP77-0029	5/16" Nylock Nut	29
UP10-0049	Bracketed Cross Support	3	UP77-0055	1/2" Nylock Nut	1

ATTENTION!! WHEN YOU SEE A "⚠ WARNING!" BE SURE TO HEED THE MESSAGE! THE INFORMATION CONTAINED IN THESE MESSAGES CAN SAVE YOUR LIFE!!

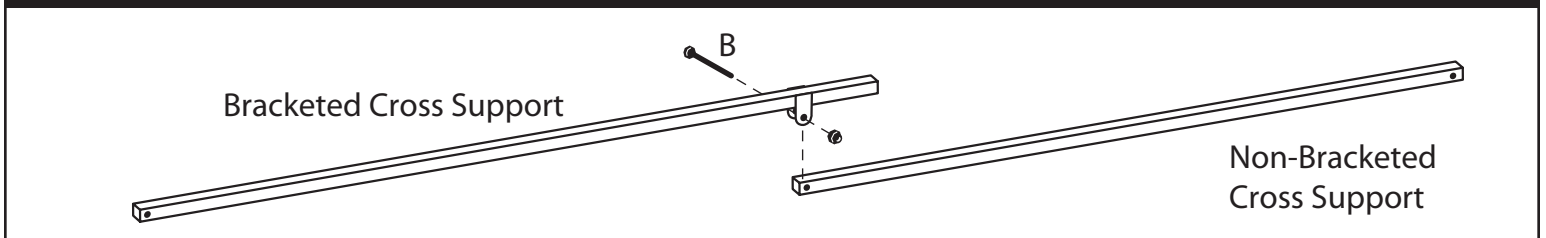
CR8101 FIGURE 1



CR8101 FIGURE 2



CR8101 FIGURE 3

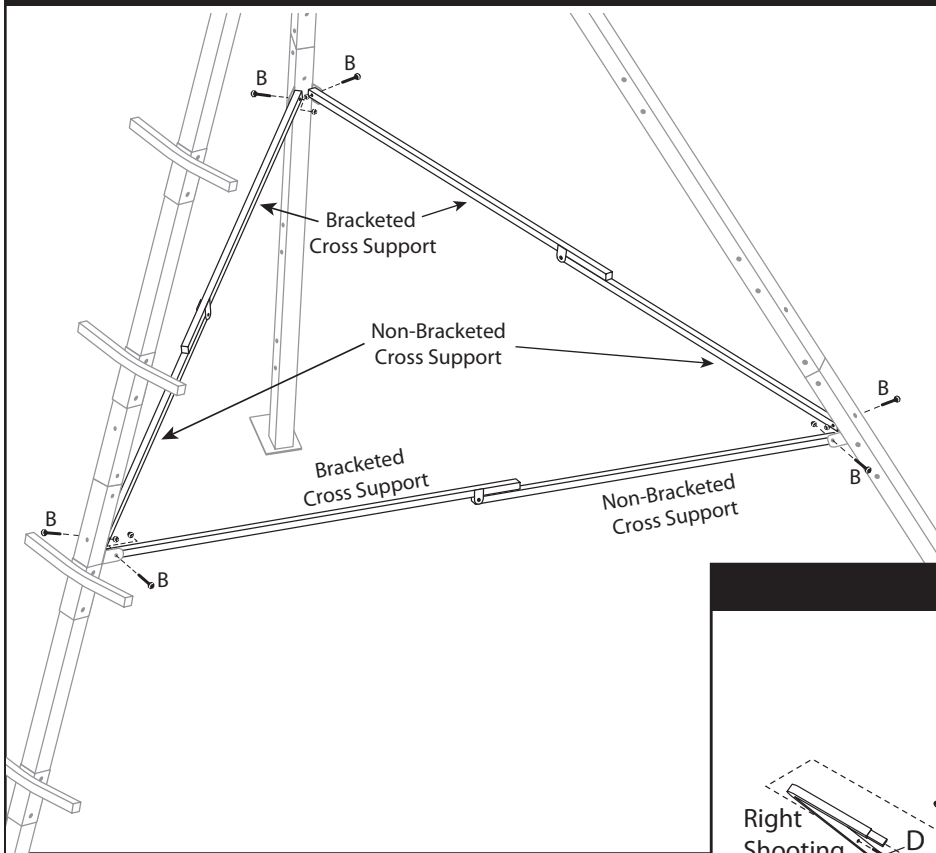


READ THIS MANUAL IN ITS ENTIRETY PRIOR TO USING THIS PRODUCT.

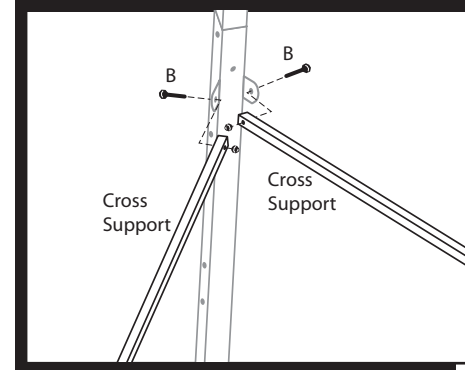
This instruction manual complies with the Treestand Manufacturers Association's TMS 04 - *Standard Practice for Treestand Instructions* and TMS 02 - *Standard Test Method for Treestand Fall Arrest Systems*.

ATTENTION!! WHEN YOU SEE A "⚠ WARNING!" BE SURE TO HEED THE MESSAGE! THE INFORMATION CONTAINED IN THESE MESSAGES CAN SAVE YOUR LIFE!!

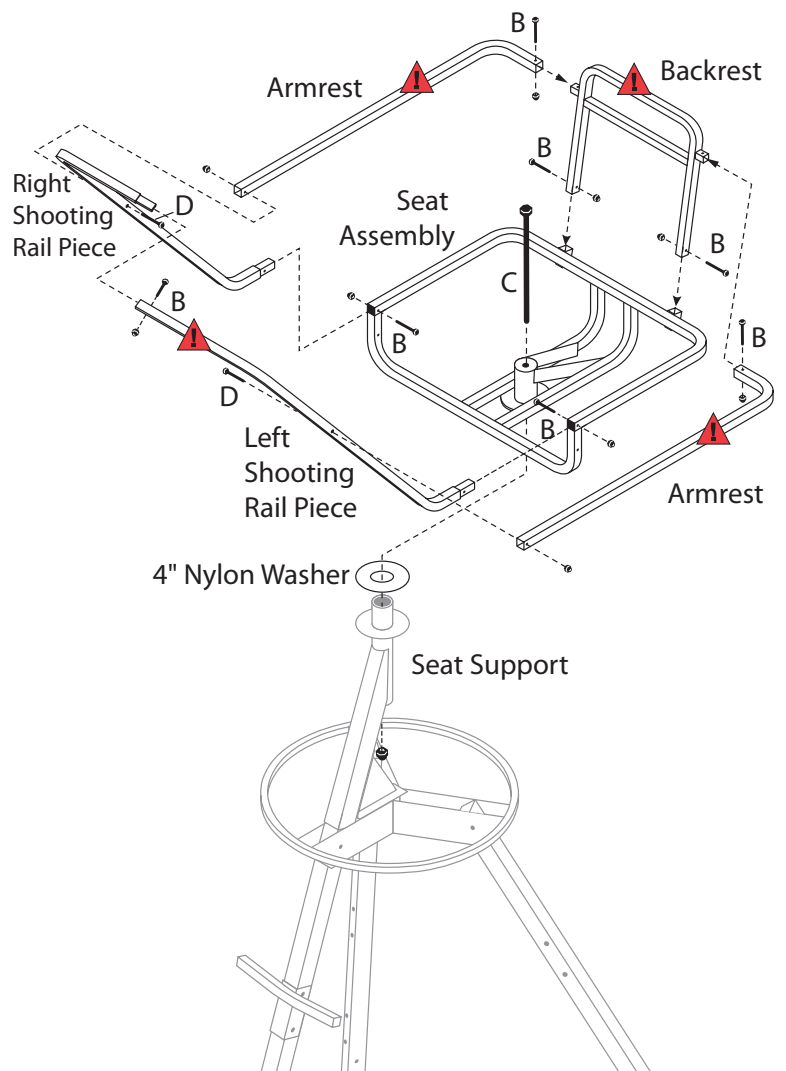
CR8101 FIGURE 3A



CR8101 FIGURE 3B



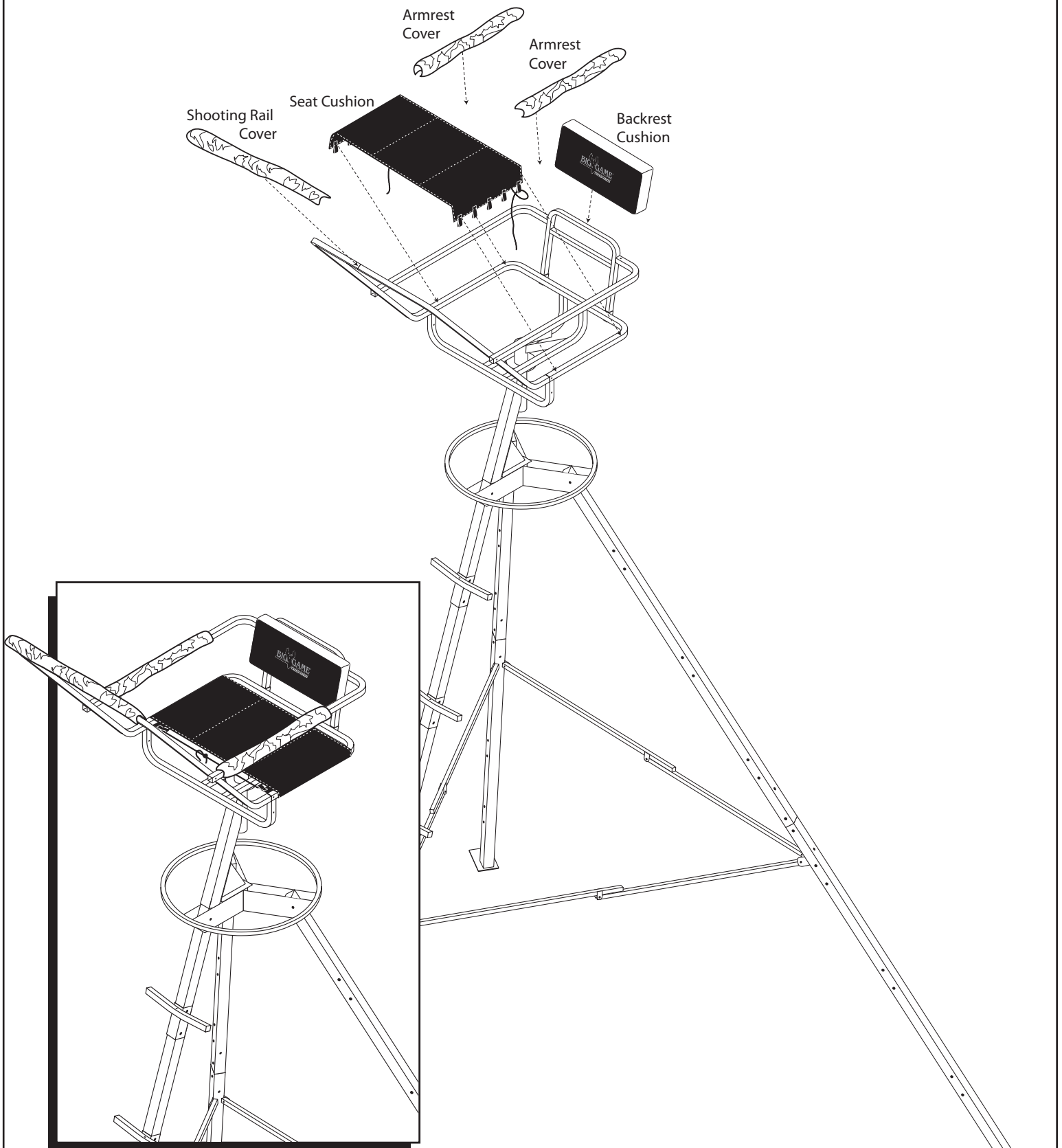
CR8101 FIGURE 4



⚠ WARNING! This stand is equipped with a shooting rail, backrest and armrests. The shooting rail, backrest and armrests were not designed to support the users weight. Under no circumstances shall you place any more than fifteen (15) pounds of weight on these structures. Doing so will put the user in serious risk of injury or death. Failure to follow these instructions may result in serious injury or death!

**ATTENTION!! WHEN YOU SEE A "⚠ WARNING!" BE SURE TO HEED THE MESSAGE!
THE INFORMATION CONTAINED IN THESE MESSAGES CAN SAVE YOUR LIFE!!**

CR8101 FIGURE 5



READ THIS MANUAL IN ITS ENTIRETY PRIOR TO USING THIS PRODUCT.

ATTENTION!! WHEN YOU SEE A "⚠ WARNING!" BE SURE TO HEED THE MESSAGE! THE INFORMATION CONTAINED IN THESE MESSAGES CAN SAVE YOUR LIFE!!

FIELD INSTALLATION

Prior to using this stand you must also read and follow all Safety Warnings from pages 2-7 of this manual.

⚠ WARNING! Failure to read and strictly comply with the instructions contained in this Instruction Manual may result in serious injury or death!

⚠ WARNING! FALLS FROM A FREESTANDING PLATFORM TREESTAND SEAT CAN OCCUR ANYTIME AFTER LEAVING THE GROUND. THESE FALLS MAY RESULT IN SERIOUS INJURY OR DEATH! FOR YOUR PERSONAL SAFETY, PLEASE TAKE A MOMENT TO CAREFULLY READ THIS PRODUCT INSTRUCTION MANUAL IN ITS ENTIRETY BEFORE ATTEMPTING TO ASSEMBLE, SET-UP, INSTALL, REMOVE, AND/OR OTHERWISE USE THIS BIG GAME® PRODUCT(S). AT LEAST ANNUALLY, REVIEW THE CONTENTS OF THIS INSTRUCTION MANUAL. ADDITIONALLY, KEEP THESE INSTRUCTIONS FOR THE ENTIRE DURATION THAT YOU OWN THIS PRODUCT(S). FAILURE TO FOLLOW THESE INSTRUCTIONS MAY RESULT IN SERIOUS INJURY OR DEATH!

⚠ WARNING! THE SAFE USE AND OPERATION OF THIS PRODUCT(S) IS THE SOLE RESPONSIBILITY OF THE USER. IT IS ALSO THE SOLE RESPONSIBILITY OF THE OWNER TO PROVIDE ANY PERSON(S) WHO BORROW OR PURCHASE THIS PRODUCT(S) WITH THIS INSTRUCTION MANUAL. FAILURE TO FOLLOW THESE INSTRUCTIONS MAY RESULT IN SERIOUS INJURY OR DEATH! ADDITIONALLY, FAILURE TO FOLLOW THIS WARNING MAY SUBJECT YOU TO PERSONAL LIABILITY PENALTIES AS DETERMINED BY THE U.S. JUDICIAL SYSTEM.

⚠ WARNING! Several Big Game® tripods and quad-pods are equipped with a footrest, armrests, backrest and/or shooting rail. Neither the footrest, armrests, backrest nor the shooting rail have been designed to support the users weight. Under no circumstances shall you place any more than fifteen (15) pounds (7 kg) of weight on these structures. Doing so will put the user in serious risk of injury or death. Failure to follow these instructions may result in serious injury or death!

⚠ WARNING! DO NOT use this or any other Big Game® product(s) if you have a history of heart problems, back problems, impaired vision, joints that lock-up, spinal fusions, equilibrium problems, high blood pressure, are not well-rested and/or any other physical impairment that may limit your ability to use and/or operate this product(s) in the safe manner outlined in this Instruction Manual. Additionally, do not use this or any other Big Game® product(s) if you are currently taking medication (including prescription) and/or using and/or consuming any substance, including alcohol, that may limit your ability to use this Big Game® product(s) as outlined and described in the Instruction Manual. Never use a freestanding platform treestand when feeling ill, nauseous or dizzy. Failure to follow these instructions may result in serious injury or death!

⚠ WARNING! Do not remove, modify and/or omit any portion or otherwise mechanically modify this product(s) or its assemblies in any manner. Modification, misuse and/or part substitution shall immediately void your factory warranty and may result in serious injury or death! If you suspect that a part(s) is missing and/or defective, immediately contact Big Game® at (800) 268-5077 for replacement of missing or defective parts. **ALWAYS USE GENUINE FACTORY AUTHORIZED REPLACEMENT PARTS. USE OF ANY REPLACEMENT PARTS OTHER THAN GENUINE BIG GAME® PARTS VOIDS YOUR WARRANTY AND MAY RESULT IN SERIOUS INJURY OR DEATH!**

⚠ WARNING! Prior to each hunt, you must inform someone of your hunting location and the expected duration of your hunt. Failure to follow these instructions may result in serious injury or death!

⚠ WARNING! Prior to each hunt, make sure that you have a signaling device (e.g., mobile phone, radio, whistle, signal flare or Personal Locator Device (PLD)) in your possession and in an operable condition. This device must be within easy access shall you experience the need to contact emergency assistance. Failure to follow these instructions may result in serious injury or death!

⚠ WARNING! This product(s) is designed for adult use only. No one under the age of 16 shall attempt to use this or any other product(s) without direct adult supervision. Failure to follow these instructions may result in serious injury or death!

⚠ WARNING! NEVER hunt out of a freestanding platform treestand at heights at which you are not completely comfortable. Depending on the hunting conditions, choose the minimum hunting height that allows for safe, effective hunting. Failure to follow these instructions may result in serious injury or death!

⚠ WARNING! Strict weight limitations have been set for each product(s) to ensure your personal safety. Note the weight limitations of your freestanding platform treestand and that this weight limit includes the user(s) and their equipment. **NEVER EXCEED THESE WEIGHT LIMITATIONS!** Failure to follow these instructions may result in serious injury or death!

⚠ WARNING! DO NOT attempt to use this or any other Big Game® product(s) when ice, snow, and/or freezing rain has deposited or formed on any portion of the stand you intend to climb. Do not attempt to use this or any other Big Game® product(s) when thunderstorms are threatening and/or present within five (5) miles (8 km). Do not attempt to use this or any other product(s) when any other adverse weather condition presents itself. These include, but are not limited to, weather conditions which have the potential for producing winds, lightning, rain, snow, sleet and/or any other atmospheric condition which may limit the user's ability to operate this Big Game® product(s) in a safe manner as described in this Instruction Manual. Should inclement weather conditions arise during your use of this Big Game® product(s), return to the ground immediately. Failure to follow these instructions may result in serious injury or death!

⚠ WARNING! Never jump or bounce on a freestanding platform treestand seat. Failure to follow these instructions may result in serious injury or death!

⚠ WARNING! Never attempt to climb up or climb down with a weapon and/or gear in your possession. **ALWAYS** unload your weapon and pull it up to hunting height using a tether or pull up rope. **ALWAYS** lower your unloaded weapon down to the ground prior (when raising or lowering firearms, the chamber must be open and the barrel pointing downward toward the ground) to attempting to climb down. Use this same method when raising or lowering all other gear. Failure to follow these instructions may result in serious injury or death!

⚠ WARNING! Thoroughly inspect this product or any other Big Game® product(s) (and its components) prior to each use for signs of wear, rot, corrosion, cracks, deterioration and/or any other type of defect. **DO NOT** expose your freestanding platform treestand to extended exposure to direct sunlight, excessive heat or freezing temperature. Do not use your freestanding platform treestand or any other product(s) if they show evidence of wear, rot, corrosion, cracks, deterioration and/or any other type of defect. Failure to follow these instructions may result in serious injury or death!

⚠ WARNING! DO NOT modify, fix/repair, alter, bend, cut, weld, drill or heat this product(s) in any way. Failure to follow these instructions may result in serious injury or death!

⚠ WARNING! Replace any damaged or worn parts with original parts. Never store a freestanding platform treestand or any of its components outdoors when not in use. To purchase genuine factory parts contact Big Game® toll free at (800) 268-5077. Failure to follow these instructions may result in serious injury or death!

⚠ WARNING! Always wear the appropriate foot wear when using a freestanding platform treestand. A good non-slip safety boot is important to your personal safety. Be especially careful that boot laces do not get hooked on the freestanding platform treestand or its components (tuck shoelaces into boot before climbing). Failure to follow these instructions may result in serious injury or death!

ATTENTION!! WHEN YOU SEE A "⚠ WARNING!" BE SURE TO HEED THE MESSAGE! THE INFORMATION CONTAINED IN THESE MESSAGES CAN SAVE YOUR LIFE!!

⚠ WARNING! DO NOT erect this product(s) around power generation (transformers, generators, substations, etc.) and/or power transmission equipment (power lines). Failure to follow these instructions may result in serious injury or death!

⚠ WARNING! Do not attempt to make adjustments to this product(s) while on the freestanding platform treestand. All adjustments must be made with the entire freestanding platform treestand on the ground. Failure to follow these instructions may result in serious injury or death!

⚠ WARNING! Check the ground under your freestanding platform treestand to make sure it is firm and level. Sloping ground or uneven surfaces can cause your freestanding platform treestand to tilt or shift as you climb. Do not use a freestanding platform treestand when high winds are present or forecast. Failure to follow these instructions may result in serious injury or death!

⚠ WARNING! Never attempt to hunt from an unlevel platform. Additionally, never attempt to level your freestanding platform treestand at heights above the ground. If you find that your platform is unlevel, canted, angled awkwardly upward or downward, or in any configuration other than level, readjust your freestanding platform treestand as necessary to alleviate this awkward angle before leaving the ground and climbing into your freestanding platform treestand. Failure to follow these instructions may result in serious injury or death!

⚠ WARNING! BEFORE each use, make sure all nuts and bolts are secure. CHECK all hardware and webbing prior to every use to make sure that no damage has occurred to hardware and that webbing is not cut or frayed. Keep webbing from coming into contact with any sharp objects. **DO NOT USE THIS PRODUCT(S) IF ANY DAMAGE IS SUSPECTED.** Failure to follow these instructions may result in serious injury or death!

⚠ WARNING! Prior to climbing, make sure all legs, ladder or supporting sections are firmly connected and locked. Make certain that none of the sections have come loose or separated. If they are, **DO NOT USE THIS PRODUCT(S).** With the help of two (2) other adults (three (3) total) lower the freestanding platform treestand back down to the ground and secure the sections as appropriate and as outlined in this Manual. Failure to follow these instructions may result in serious injury or death!

⚠ WARNING! ALWAYS maintain three-point contact when climbing up or down. Proper three-point contact means having either two feet with one hand or one foot with two hands on the step portions at all times when climbing up or down. Failure to follow these instructions may result in serious injury or death!

Shall you have any questions about the assembly, installation or use of this product, or any other product, please do not hesitate to call one of our customer service representatives at (800) 268-5077 and they will answer all questions you may have about any of the complete line of products, or visit www.BigGameTreestands.com. Please have the batch/serial number ready (find your batch number on a riveted metal tag affixed to your product) before calling to better assist you.

INSTALLING YOUR FREESTANDING PLATFORM TREESTAND IN THE FIELD

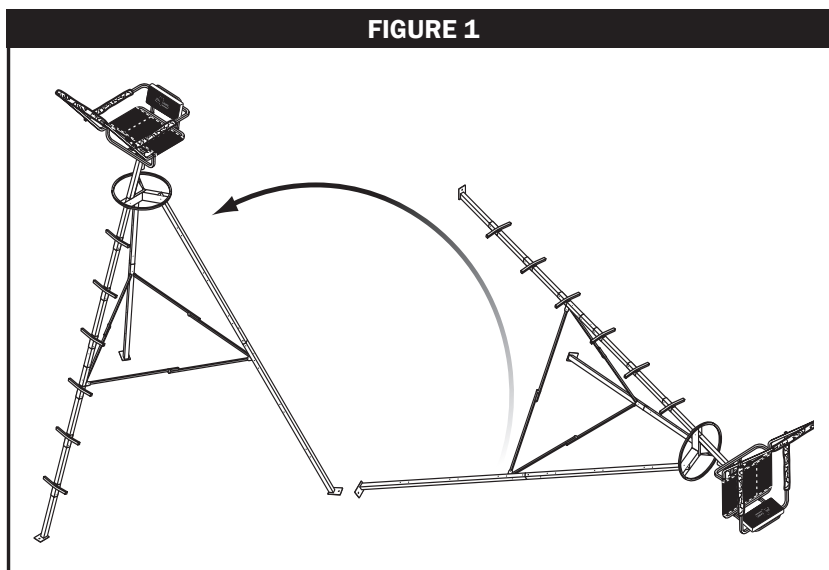
⚠ WARNING! Never attempt to hunt from an unlevel platform. Additionally, never attempt to level your freestanding platform treestand at heights above the ground. If you find your platform is unlevel, canted or angled awkwardly upward or downward, or in any configuration other than level, readjust your freestanding platform treestand as necessary to alleviate this awkward angle. Failure to follow these instructions may result in serious injury or death!

⚠ WARNING! You must have three (3) (total) adults to install or remove your freestanding platform treestand. Failure to follow these instructions may result in serious injury or death!

STEP 1. With the help of two (2) other adults, gently lift the standing platform of the freestanding platform treestand and walk it up until erect (Fig. 1).

STEP 2. Check to make sure the platform is on secure and level ground and the standing and seating platforms are level. If the platform is unlevel, adjust the bottom legs until the platform is level (as directed in these instructions). **NOTE:** Holes are provided in the feet to allow for staking (i.e., anchoring) to the ground for additional safety. Extreme precaution shall be used to ensure that the stand is stable prior to climbing. We suggest the use of (3) hammer in stakes as well as (3) auger style stakes, all sold separately.

⚠ WARNING! You must secure your freestanding platform treestand to preclude it from tipping or shifting during installation and/or use. Failure to follow these instructions may result in serious injury or death!



⚠ WARNING! Never attempt to level a platform by inserting, or using scrap lumber, rocks, tree limbs or branches, cardboard, or any other material(s). Under no circumstances shall you attempt to level your platform in a manner other than described in this Instruction Manual. Failure to follow these instructions will result in serious injury or death!

REMOVING YOUR FREESTANDING PLATFORM TREESTAND FROM THE FIELD

⚠ WARNING! You must have three (3) adults to install or remove your freestanding platform treestand. Failure to follow these instructions may result in serious injury or death!

STEP 1. With the help of two (2) other adults (three (3) total) slowly tip the freestanding platform treestand and walk it down to the ground.

READ THIS MANUAL IN ITS ENTIRETY PRIOR TO USING THIS PRODUCT.

NOTES

**ATTENTION!! WHEN YOU SEE A "⚠ WARNING!" BE SURE TO HEED THE MESSAGE!
THE INFORMATION CONTAINED IN THESE MESSAGES CAN SAVE YOUR LIFE!!**

STANDARD LIMITED WARRANTY

Warranty: Mainstream Holdings, Inc. warrants all Big Game® Hunting Accessories treestands or climbing system products to be free from defects in material and workmanship for a period of twelve months from the original date of retail purchase. Mainstream Holdings, Inc. warrants the enclosed hardware (where applicable) is delivered to be free from physical defects for a period of twelve months from the original date of retail purchase.

Repair Procedures, Exclusive Remedy: Mainstream Holdings, Inc. will at its option, repair, or replace products not conforming to this limited warranty at no charge. THIS IS THE SOLE AND EXCLUSIVE REMEDY AVAILABLE FOR BREACH OF WARRANTY OR UNDER ANY OTHER LEGAL THEORY WITH RESPECT TO BIG GAME® HUNTING ACCESSORIES PRODUCTS. If you find a product to be defective, contact the customer service department at (800) 268-5077. When you receive authorization, return the product as directed at your expense. Product repairs not covered by warranty, and product updates, will be provided at a set rate.

Limitations: This warranty is void if the product is damaged by improper or abnormal use or by accident; if the product is altered or modified in any way other than those directed by official Big Game® Hunting Accessories instructions; or if any attempt is made to repair the product without authorization from Mainstream Holdings, Inc. It is solely the purchaser's responsibility to determine the suitability of these products for each particular application. Big Game® Hunting Accessories products are intended for hunting and hunting only. Big Game® Hunting Accessories are in all events not suitable, and are not authorized, for use in any situations that might pose potentially injurious to life and health, other than those situations that the products are intended for. This warranty is not assignable or transferable.

No Other Warranties: EXCEPT AS PROVIDED IN THIS LIMITED WARRANTY SET FORTH IN THE WARRANTY CARD SUPPLIED WITH BIG GAME® HUNTING ACCESSORIES AND INSTRUCTION SHEETS ARE PROVIDED "AS IS". ALL OTHER WARRANTIES AND REPRESENTATIONS, ORAL OR WRITTEN, EXPRESSED OR IMPLIED, INCLUDING BUT NOT LIMITED TO ANY IMPLIED WARRANTIES OF MERCHANTABILITY OR FITNESS FOR A PARTICULAR PURPOSE, ARE EXCLUDED AND DO NOT APPLY. THERE ARE NO WARRANTIES WHICH EXTEND BEYOND THE DESCRIPTION ON THE FACE HERE OF. Except as required by law, no representative, agent or employee of Mainstream Holdings, Inc. is authorized to make warranties, representations, or obligations inconsistent with or in addition to those set forth in this limited warranty.

No Damages: In no event will Mainstream Holdings, Inc. be liable for direct, indirect, special, incidental, or consequential damages resulting from breach of warranty or under any other legal theory, even if advised of the possibility of such damages. In no event will Mainstream Holdings, Inc. be liable for sums in excess of the purchase price of the product. BGHA, Inc. is thus not liable for lost profits or goodwill; downtime; damage or destruction of items or equipment used with, or in conjunction with, Mainstream Holdings, Inc.; personal injury or loss; or any other damages.

General: (a) This agreement is the entire agreement between you and Mainstream Holdings, Inc.; supersedes any prior or different agreements, representations, or proposals; and may be changed only by written agreement with Mainstream Holdings, Inc. (b) Waiver by any party of any default or breach of this agreement will not constitute a waiver of any subsequent default or breach of the same of different kind. (c) The invalidity of any provision of this agreement shall not affect the validity of the other provisions hereof. (d) This agreement shall be governed by the laws of the State of Minnesota, U.S.A.

Mainstream Holdings, Inc. , PO Box 382, Windom, Minnesota 56101

REGISTRATION INFORMATION

Although Big Game® Treestands are manufactured with the highest standards, regular maintenance is required for the upkeep of your product. Regular maintenance is the responsibility of the consumer; we recommend that you replace all strap assemblies and cam-buckle straps for your freestanding platform treestand at least annually, cables and ALL hardware every three years. If at anytime there is a defect with any part of your freestanding platform treestand, we insist that you replace the part prior to using the stand. Improper or incorrectly performed maintenance or repair, including the use of unauthorized replacement parts, will void all warranties.

Replacement parts may be ordered on our website at www.BigGameTreestands.com or by calling our customer service department at (800) 268-5077.

OWNER'S RECORD

Product Name **PURSUIT TRIPOD**

Model Number **CR8101**

Serial/Batch number _____
(Find your Batch number on a riveted metal tag affixed to your product)

Purchased From _____

Purchased Date _____

YOU MUST RETURN THE COMPLETED REGISTRATION CARD ABOVE WITHIN (30) DAYS OF THE PURCHASE IN ORDER TO ACTIVATE THE LIMITED WARRANTY COVERAGE.
(Make sure to include date purchased on the card!)

To activate your product's warranty, please mail in your registration card or submit it online at www.BigGameTreestands.com

PRODUCT REGISTRATION

Product Purchased **PURSUIT TRIPOD** Model Number **CR8101**

Serial/Batch Number _____

Owner's Name _____

Street Address _____

City _____ State _____ Zip Code _____

E-mail Address _____ Phone _____

Owners Age (optional) _____ Gender (optional) M F

Date Purchased _____

Purchased From (Dealer Name) _____

How did you hear about us: ☐ Catalog ☐ Webpage ☐ Friend ☐ Magazine

Other, Please Explain _____

Are you a: ☐ Bow Hunter ☐ Gun Hunter ☐ Both

Treestand Preference: ☐ Fixed Position ☐ Climbing ☐ Ladderstand

Other: _____

READ THIS MANUAL IN ITS ENTIRETY PRIOR TO USING THIS PRODUCT.

This instruction manual complies with the Treestand Manufacturers Association's TMS 04 - Standard Practice for Treestand Instructions and TMS 02 - Standard Test Method for Treestand Fall Arrest Systems.

